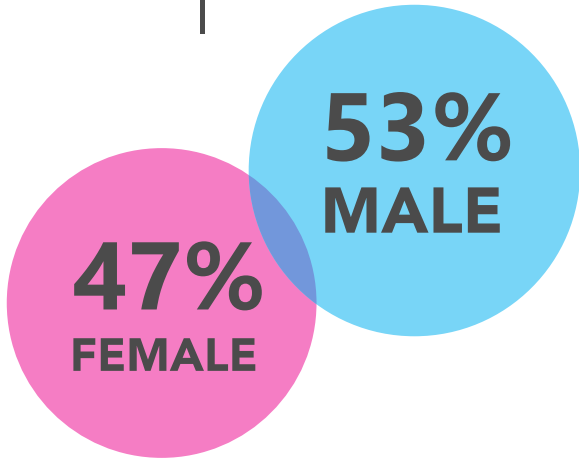
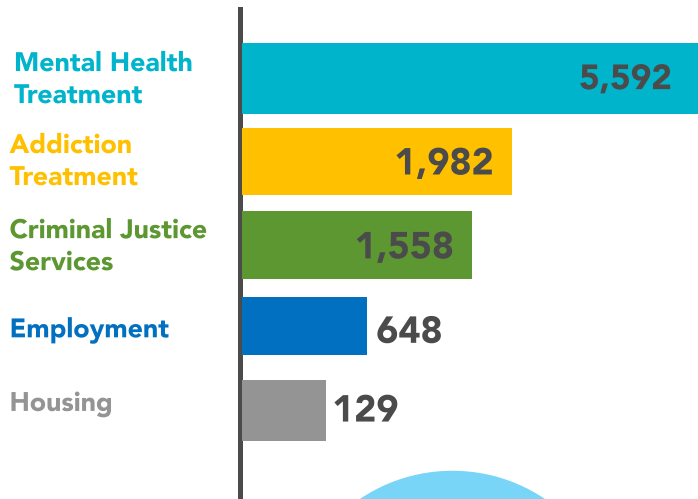
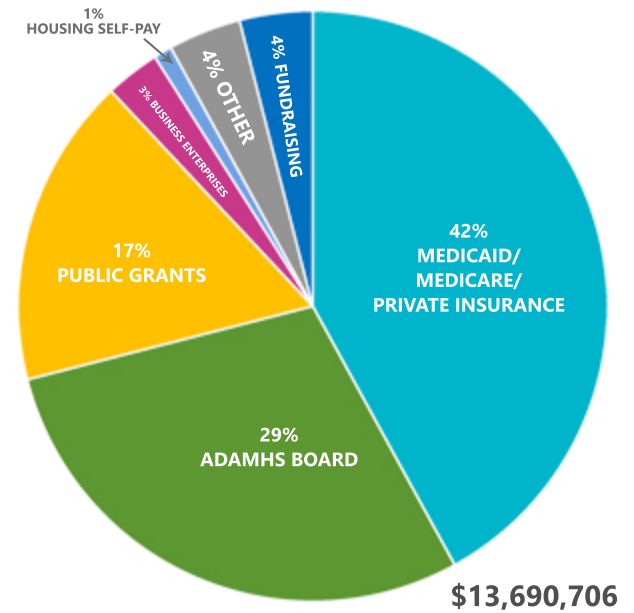


9,909 CLIENTS SERVED IN 2018



WHERE OUR RESOURCES CAME FROM

- \$6.8 MM PUBLIC FUNDING**
- \$527,110 ANNUAL DONOR CAMPAIGN**
- \$113,000 RUN FOR RECOVERY**
- \$98,000 PRIVATE GRANTS**



HOW OUR RESOURCES WERE UTILIZED

- ALCOHOL & DRUG PREVENTION EDUCATION** **\$213,000**
 - SHELTER** **\$27,641**
 - UNCOMPENSATED CARE** **\$14,890**
 - CLIENT ASSISTANCE (FURNITURE, CLOTHING, SHOES, MOVING, ETC.)** **\$158,706**
 - BUS TICKETS** **\$117,860**
- | | |
|------------------|-------|
| PROGRAM SERVICES | 86.7% |
| ADMINISTRATIVE | 11.4% |
| FUNDRAISING | 1.9% |